


 BORBÁLA KELÉNYI*

Students from the Medieval Hungarian Kingdom at the University of Vienna

*Additional Data to Their Studies: Faculties and Graduation***

The present paper discusses students from the medieval Hungarian Kingdom at the University of Vienna including their choice of faculty or faculties and their graduation. It is well-known that the majority of Hungarian students attended Vienna,¹ and the examination of the topic has especially been favoured since the list of the students between 1365 and 1526 was published by Anna Tüskés. However, the subject was already researched at the turn of the 19th and 20th centuries. Anna Tüskés accomplished an indispensable

* The author is a member of the MTA-ELTE History of Universities Research Group (213TKI738).

** The present paper is the first summary of the author's more extensive work which aims at publishing the graduated Hungarian students' database in Vienna.

¹ At the very beginning it has to be clarified that in the following article the meaning of Hungarian students will refer to the people who came from the territory of the medieval Hungarian Kingdom, consequently the notion of Hungarian does not have national meaning, but territorial one.

Hungarian *academica peregrinatio* started from the end of the 12th century to West- and Southern Europe. The systematic research of the topic was started by László Szögi, who collected almost 12,500 records. Hungarian students' number integrated with the number of Hungarian scholars in Krakow, gives almost 90% of all the pupils from Hungary. The first report about this research-project is published in: SZÖGI László: Az egyetem nélküli ország egyetemistái Mohács előtt. A középkori Magyarország peregrinusi [Students of a Country without University before Mohács. Peregrinators of the Medieval Hungary], in: Az Egyetemi Könyvtár Évkönyvei 14–15. [Yearbook of the University Library XIV–XV.] Budapest, 2011, pp. 15–40. For the databases of Hungarian students in Vienna and in Krakow, see: TÜSKÉS, Anna: Magyarországi diákok a bécsi egyetemen 1365–1526 [Students from Hungary at the University of Vienna 1365–1526], Budapest, 2008, pp. 45–340. (Magyarországi diákok a középkori egyetemeken 1.); HARASZTI SZABÓ, Péter – KELÉNYI, Borbála – SZÖGI, László, Magyarországi diákok a Prágai és a Krakkói Egyetemeken 1348–1525 [Students from Hungary at the Universities of Prague and Krakow 1348–1525], 2 vols., DRASKÓCZY, István (ed.) (Magyarországi diákok a középkori egyetemeken 2.) Budapest, 2016–2017, pp. 77–471.

work by systematically collecting the data of 7,213 scholars from the sources.² In the course of her research she used the first three volumes of the main matricula, the promotion list of the faculty of arts until 1416, the promotion list of the faculty of medicine, the published notes of the faculty of theology and the data and list of the *natio Hungarica* published by Karl Schrauf. Moreover, two databases compiled also by Karl Schrauf and Vilmos Fraknói from the end of the 19th and the beginning of the 20th centuries completed the previous list.³ Anna Tüskés also intended to gather data about Hungarian students' choice of faculty or faculties and about their graduation. She identified the faculty in the case of 843 students,⁴ however, since several databases have come to light since her publication, an expansion of her data is now possible. The graduation-list of the faculty of arts until 1555 has been published recently.⁵ The enrolment and graduation-list of the faculty of law was published in two volumes, one and two years ago.⁶ The history and the documents of the faculty of medicine have been recently examined by Elisabeth Tuisl.⁷

The study of the University of Vienna has a particular importance because all four faculties (arts, law, medicine and theology) were allowed to operate by pa-

² Tüskés, Magyarországi diákok (as note 1) pp. 45–340.

³ GALL, Franz – SZAIVERT, Willy (eds.), *Die Matrikel der Universität Wien, 1377–1450, 1451–1518, 1518–1579, Abteilung, 3 vols.*, (Quellen zur Geschichte der Universität Wien 1.) Graz–Vienna–Cologne, 1956–1971.; *Acta Facultatis Artium Universitatis Vindobonensis. 1385–1416. Abteilung, 1 vol.*, UIBLEIN, Paul (ed.), Graz–Vienna–Cologne 1968. (Quellen zur Geschichte der Universität Wien 2.); *Acta Facultatis medicae Universitatis Vindobonensis 1399–1435, 1436–1501, 1490–1558, 3 vols.*, SCHRAUF, Karl (ed.), Vienna 1894–1904.; *Die Akten der Theologischen Fakultät der Universität Wien 1396–1508, 2 vols.*, UIBLEIN, Paul (ed.), Vienna 1978.; FRANKÓI, Vilmos: *Magyarországi tanárok és tanulók a bécsi egyetemen a XIV. és XV. században* [Teachers and Students from Hungary at the University of Vienna in the 14th and 15th Centuries], Budapest, 1874.; SCHRAUF, Károly: *Magyarországi tanulók a bécsi egyetemen* [Students from Hungary at the University of Vienna] (Magyarországi tanulók külföldön 2.) Budapest, 1892.; SCHRAUF, Karl: *Die Matrikel der Ungarischen Nation an der Wiener Universität 1453–1630*, Vienna, 1902.

⁴ Tüskés, Magyarországi diákok (as note 1) pp. 9.

⁵ It was published only online. “Wiener Artistenregister”. *Acta Facultatis Artium II–IV* (UAW Cod. Ph 7–9), 1416–1447, 1447–1471, 1471–1497, 1497–1555, 2–4 vols., MAISEL, Thomas – MATSCHINEGG, Ingrid (eds.), Vienna, 2007.
http://bibliothek.univie.ac.at/archiv/digitales_archiv.html [Download: 2017.03.12.]

⁶ MAISEL, Thomas – MÜHLBERGER, Kurt – SEIDL, Johannes (eds.), *Die Matrikel der Wiener Rechtswissenschaftlichen Fakultät. Matricula Facultatis Juristarum Studii Viennensis. 1402–1442, 1442–1557. Handschrift J1–J2 des Archivs der Universität Wien, vols. 2, (Publikationen des Instituts für Österreichische Geschichtsforschung VI. Quellen zur Geschichte der Universität Wien 3. Abteilung 1–2.)* Vienna–Cologne–Weimar, 2011–2016.

⁷ TUISL, Elisabeth: *Die Medizinische Fakultät der Universität Wien im Mittelalter. Von der Gründung der Universität 1365 bis zum Tod Kaiser Maximilians I. 1519.* (Schriften des Archivs der Universität Wien 19.) Göttingen, 2014.

pal permission (theology was allowed only after the refoundation, from 1384).⁸ Moreover, the data of Hungarian students are especially significant, since almost only the data about the faculty of arts remained in the case of the University of Krakow, which was the second most popular with Hungarian students.⁹

Prior to analysing the faculties and graduation, it is worthwhile to summarise what is known about Hungarian students who attended the University of Vienna in the middle ages. As mentioned above, Anna Tüskés counted 7,213 students until 1526, while László Szögi in his paper of 2011 estimated their number to only 6,573, however he made his calculations only until 1525.¹⁰ After examining these two databases and comparing them with the recently published sources, the author of this paper identified 6,785 Hungarians at the University of Vienna until 1526 (Graph 1, 3–4).¹¹

The exact matriculation's date of the first student (*Johannes Tarlach de Septemcastris*) is not known, but it must have happened in or before 1368, since he is mentioned in Prague in 1370 as *baccalaureus Wyenensis*.¹² This seems an important fact, since it means that the first Hungarian student appeared in Vienna in the very first years of the university. Moreover, 40 Hungarian scholars matriculated in Vienna until 1377. Hungarian peregrination to Vienna started to increase in the last quarter of the 14th century, 21.28 Hungarian students studied here on average per year in this period. Only Prague competed with Vienna in Central and East Europe at this time, in Prague the average number of Hungarians was 5.44 persons per year.¹³ Meanwhile, this data does not refer to the

⁸ ASCHBACH, Joseph: *Geschichte der Wiener Universität*, 3 vols., Vienna 1865–1888, vol. 1, pp. 13–42; KINK, Rudolf: *Geschichte der kaiserlichen Universität zu Wien*, 2 vols., Frankfurt 1854, vol. 1, pp. 2–12.; MÜHLBERGER, Kurt: *Das Wiener Studium zur Zeit des Königs Matthias Corvinus*, in: SZÖGI, László – VARGA, Júlia (eds.), *Universitas Budensis 1395–1995*, Budapest, 1997, pp. 89–116.

⁹ KELÉNYI, Borbála: *Magyarországi diákok a Krakói Egyetemen a középkorban* [Students from Hungary at the University of Krakow in the Middle Ages], in: HARASZTI SZABÓ–KELÉNYI–SZÖGI, *Magyarországi diákok* (as note 1) vol. 1, pp. 43–87, pp. 71–74.

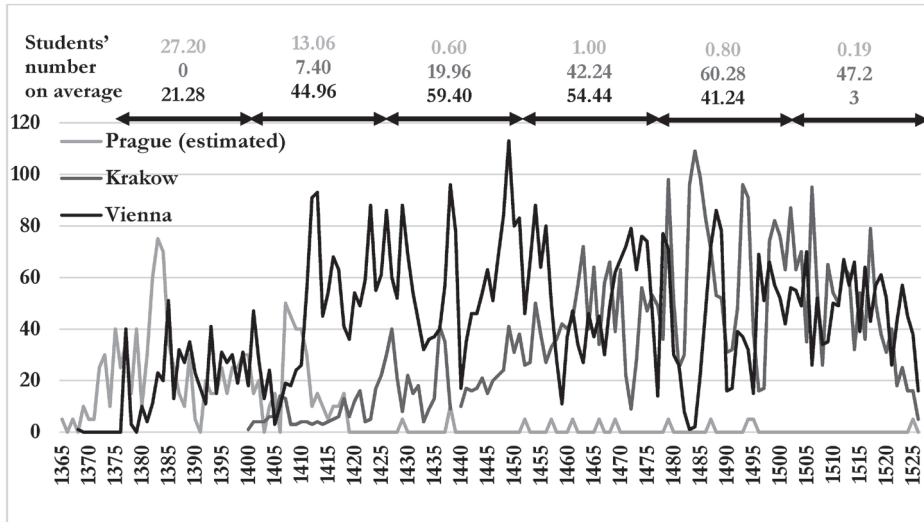
¹⁰ SZÖGI, *Az egyetem nélküli ország* (as note 1) pp. 18–19., pp. 22. (Table 4).

¹¹ The real number of Hungarian students was undoubtedly slightly lower, since it is difficult to identify the origin of several students in the case of a lot of toponyms (e. g. Rosenberg) without other particulars (e. g. diocese). This causes the discrepancies between the databases of Anna Tüskés and László Szögi and that is why further researches can also modify the data of the present paper. Moreover, in some cases the matriculation year does not refer to the real date of the enrolment, but to the first presence at the university, since according to our present knowledge there are a few students whose matriculation is not known, only their graduation.

¹² TÜSKÉS, *Magyarországi diákok* (as note 1) pp. 20., pp. 45. (Nr1); HARASZTI SZABÓ–KELÉNYI–SZÖGI, *Magyarországi diákok* (as note 1) vol. 2, pp. 44. (Nr8).

¹³ HARASZTI SZABÓ, Péter: *Magyarországi diákok a Prágai Egyetemen a középkorban* [Students from Hungary at the University of Prague in the Middle Ages], in: HARASZTI SZABÓ–

complete number of the students: the total number must have been about five or six times larger according to the estimations, thus the attendees in Prague must have dominated this period.¹⁴ The attendance of Hungarians at the University of Vienna started to increase quickly from the beginning of the 15th century. On average 44.96 scholars matriculated per year in the first quarter of this century, while in the second quarter, this average number increased up to 59.40.



Graph 1: Hungarian students at the University of Vienna, Krakow and Prague (1365–1526)¹⁵

The data indicate that the middle of the 15th century signified the heyday of the Viennese university's popularity among Hungarians. Their number was highest in 1449: 113 persons.¹⁶ The same situation occurred in the case of the students' complete number, the most scholars on the whole registered in 1451:

KELÉNYI–SZÖGI, *Magyarországi diákok* (as note 1) vol. 1, pp. 9–42., pp. 26–29.; HARASZTI SZABÓ–KELÉNYI–SZÖGI, *Magyarországi diákok* (as note 1) vol. 2, pp. 11–12.

¹⁴ The matricula and the registers of the University of Prague were lost in the 20th century, only the graduation-lists remained on which the estimations are based. The data referring to Hungarian students in Prague between 1365 and 1525 were published by Péter Haraszti Szabó. SZÖGI, *Az egyetem nélküli ország* (as note 1) pp. 18.; HARASZTI SZABÓ, *Magyarországi diákok* (as note 13) pp. 25.; HARASZTI SZABÓ–KELÉNYI–SZÖGI, *Magyarországi diákok* (as note 1) vol. 2, pp. 43–76.

¹⁵ The data of the University of Prague marks the estimated number, namely five times larger ones.

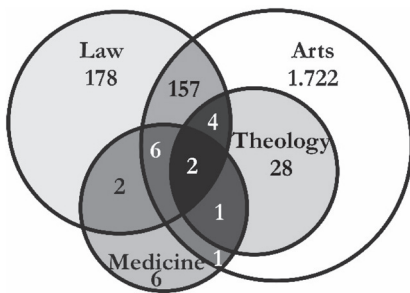
¹⁶ Cf. SCHRAUF, *Magyarországi tanulók* (as note 3) pp. V.; TÜSKÉS, *Magyarországi diákok* (as note 1) pp. 8.

771 students.¹⁷ Meanwhile, the attendance at the University of Prague declined after the decrees of Kutna Hora, due to Hussitism,¹⁸ and the popularity of the University of Krakow increased significantly from the middle of the 15th century.¹⁹ The superiority of Vienna between 1451 and 1475 is still remarkable, 54.44 peregrinators on average appear there per year.²⁰ However, this number in the case of Krakow is 42.24.²¹ This can be attributed to the reason that at the end of the 1450s and at the beginning of the 1460s several students left Vienna due to the depreciation of the Austrian money and the fights between the Austrian princes.²² The Polish institution took the leadership in the next quarter, on average 60.28 scholars matriculated here per year,²³ while 41.24 in Vienna. The decline of the total number of students in Vienna, including the number of Hungarians among them, was the result of the battles between King Matthias and Emperor Frederick III, and the epidemics following the battles,²⁴

-
- ¹⁷ Die Matrikel der Wiener Rechtswissenschaftlichen Fakultät (as note 6) vol. 2, pp. XXVII.; MÜHLBERGER, Kurt, Die Gemeinde der Lehrer und Schülre – Alma Mater Rudolphina, in: CSENDES, Peter – OPLL, Ferdinand (eds.), Wien. Geschichte einer Stadt. I. Von den Anfängen bis zur Ersten Wiener Türkenbelagerung (1529), Wien – Köln – Weimar, 2001, pp. 319–410., pp. 340.
- ¹⁸ HARASZTI SZABÓ, Magyarországi diákok (as note 13) pp.18–21., pp. 28.; HARASZTI SZABÓ, Péter: A prágai egyetem hallgatói Luxemburgi Zsigmond magyar királyi udvarában [The Hungarian Students from the University of Prague in the Court of Sigismund of Luxemburg], in: FÁBIÁN, Laura – GÁL, Judit – HARASZTI SZABÓ, Péter – UHRIN, Dorottya (eds.), Micae Mediaevales V. Fiatal történészek dolgozatai a középkori Magyarországról és Európáról [Micae Mediaevales V. Studies of Young Historians of Medieval Hungary and Europe], Budapest, 2016, pp. 69–89., pp. 72.
- ¹⁹ KELÉNYI, Magyarországi diákok (as note 9) pp. 61–64.; HARASZTI SZABÓ–KELÉNYI–SZÖGI, Magyarországi diákok (as note 1) vol. 2, pp. 13.
- ²⁰ Cf. TÜSKÉS, Magyarországi diákok (as note 1) pp. 8–9.
- ²¹ KELÉNYI, Magyarországi diákok (as note 9) pp. 62–65.; HARASZTI SZABÓ–KELÉNYI–SZÖGI, Magyarországi diákok (as note 1) vol. 2, pp. 13.
- ²² TONK, Sándor: Erdélyiek egyetemjárása a középkorban [Transylvanians' University Attendance in the Middle Ages], Bukarest 1979, pp. 57.; MÜHLBERGER, Das Wiener Studium (as note 8) pp. 110.; DRASKÓCZY, István: Magyarországi hallgatók a Bécsi és a Krakkói Egyetemen a Jagelló-korban (1491–1525) [Students from the Hungarian Kingdom at the Universities of Vienna and Krakow in the Jagiellonian Age (1491–1525)], in: Gerundium. Egyetemtörténeti Közlemények 8, 2017, nr. 1, pp. 7–22., pp. 9–10.
- ²³ KELÉNYI, Magyarországi diákok (as note 9) pp. 62–65.; HARASZTI SZABÓ–KELÉNYI–SZÖGI, Magyarországi diákok (as note 1) vol. 2, pp. 13.; DRASKÓCZY, Magyarországi hallgatók (as note 21) pp. 11.
- ²⁴ Die Matrikel der Wiener Rechtswissenschaftlichen Fakultät (as note 6) vol. 2, pp. XXVII.; ASCHBACH, Geschichte der Wiener Universität (as note 8) vol. 2, pp. 6–21.; KINK, Geschichte der kaiserlichen Universität (as note 8) vol 1, pp. 145–148.; GALL, Franz, Alma Mater Rudolphina 1365–1965. Die Wiener Universität und ihre Studenten, Wien 1965 pp. 13–14.; TONK, Erdélyiek egyetemjárása (as note 21) pp. 32., pp. 58.; MÜHLBERGER, Die Gemeinde der Lehrer (as note 16) pp. 340–341., pp. 386. (Fig. 76).

especially at the beginning of the 1480s.²⁵ At the beginning of the 16th century, the significance of Vienna started to increase again, and it regained its leading position from the 1510s.²⁶ 48.04 Hungarians appeared on average in Vienna, while 47.23 in Krakow.²⁷

The *Natio Hungarica*, which collected Hungarian students, occupied the third place steadily among the Viennese academic nations, behind the Austrian and Rhenish ones, but ahead of the Saxons. The proportion of the ‘Hungarian nation’ amounted to 17.60% from 1377 until 1554 (this proportion was more or less the same through this period: 18.4% between 1377 and 1488, and 17.82% between 1481 and 1490). Nevertheless, this nation included, as it is well-known,



Graph 2: Hungarian students and faculties at the University of Vienna

not only the scholars, who originated from Hungarian Kingdom, but also the ones who came from Bohemia, Moravia, Poland and the other Slavic lands.²⁸ The proportion of Hungarians was 12.92% between 1377 and 1554.²⁹

As mentioned above, Viennese scholars had the possibility of studying at all four faculties. In the middle ages the first grade of the academic education was at the faculty of arts with the

²⁵ Only 30 Hungarian scholars matriculated at the University of Vienna in 1480, 26 in 1481, 8 in 1482, 1 (!) in 1483, 2 in 1484 and 22 in 1485. Meanwhile only 33 students registered in 1483 on the whole and 18 in 1484. Cf. TÜSKÉS, *Magyarországi diákok* (as note 1) pp. 253–257.; MÜHLBERGER, *Das Wiener Studium* (as note 8) pp. 110.; DRASKÓCZY, *Magyarországi hallgatók* (as note 21) pp. 9–10.

²⁶ *Die Matrikel der Wiener Rechtswissenschaftlichen Fakultät* (as note 6) vol. 2, pp. XXVII.; MÜHLBERGER, *Die Gemeinde der Lehrer* (as note 16) pp. 395–397.; DRASKÓCZY, *Magyarországi hallgatók* (as note 21) pp. 12.

²⁷ KELÉNYI, *Magyarországi diákok* (as note 9) pp. 63., pp. 65–66.; HARASZTI SZABÓ–KELÉNYI–SZÖGI, *Magyarországi diákok* (as note 1) vol. 2, pp. 13.; Hungarian students at the universities of Vienna and Krakow in the Jagiellonian period and the decrease of the peregrinators’ number in the 1520s were analysed in detail by István Draskóczy. DRASKÓCZY, *Magyarországi hallgatók* (as note 21), especially: pp. 20–22. (Tables 1–8).

²⁸ MÜHLBERGER, *Das Wiener Studium* (as note 8) pp. 112. (Table 1), 114. (Graph 2); MATSCHINEGG, Ingrid, *Studentische Migration im Umfeld der Universität Wien, 14.–15. Jahrhundert*, in: FONT, Márta – SZÖGI, László (eds.), *Die ungarische Universitätsbildung und Europa*, Pécs 2001 pp. 109–116., pp. 111.; MÜHLBERGER, *Die Gemeinde der Lehrer* (as note 16) pp. 339., pp. 341. (Fig. 65).

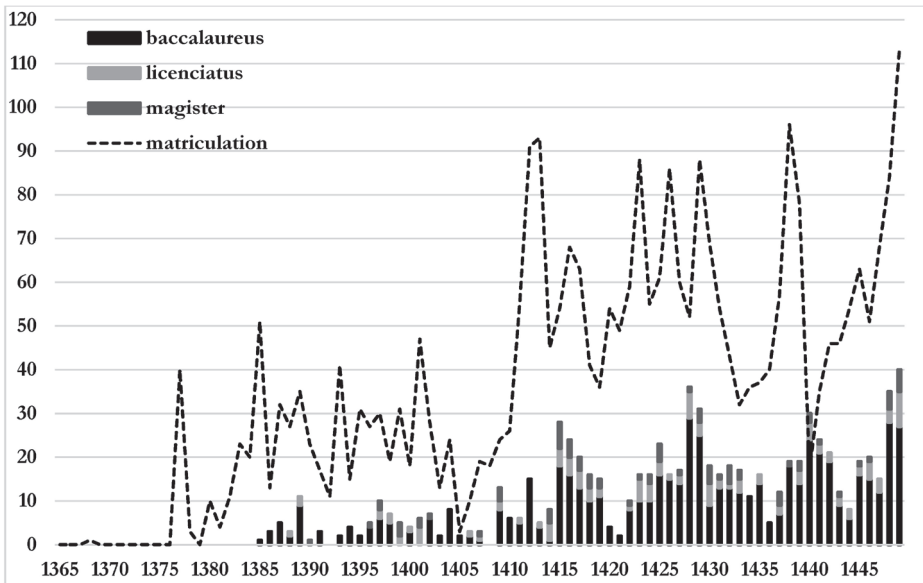
²⁹ Cf. MÜHLBERGER, *Die Gemeinde der Lehrer* (as note 16) pp. 340.; KISSNÉ BOGNÁR, Krisztina: *Magyarországi diákok a bécsi tanintézetekben 1526–1789* [Students from Hungary at the Academic Institutions of Vienna 1526–1789] (*Magyarországi diákok egyetemjárása az újkorban* 13.) Budapest 2004, pp. 54–65. TÜSKÉS, *Magyarországi diákok* (as note 1) pp. 45–340.; SZÖGI, *Az egyetem nélküli ország* (as note 1) pp. 18–19., pp. 22. (Table 4).

study of the seven liberal arts, and students could continue with other specializations in law, medicine or theology only afterwards. According to our present knowledge, the majority of the academic students, almost 60–80% (!) ended their education without graduation, certainly as a result of the high exam fees and because scholars attended university primarily with the intention of building up relationships. 81.71% of the members of the *Natio Hungarica* did not gain any degree during their studies from 1453 until 1630.³⁰ The examined sources allowed to identify the choice of faculty of 2,107 Hungarians (Graph 2), which amounts to almost one third (31.05%) of Hungarians. The only faculty which was attended exclusively after completing the arts studies was the faculty of theology, however, a few scholars studied law and few of them medicine without the arts. It is quite obvious that the latter group must have had previous studies somewhere else. The most undergraduates gained their degree undoubtedly at the faculty of arts: altogether 1,921 persons and the majority of them attended only this faculty: 1,722 scholars. Far fewer Hungarians preferred the faculty of law: altogether 349 persons. Even fewer students from the Hungarian Kingdom were interested in studying at the faculty of medicine and theology: altogether 18 and 35 persons, respectively.³¹

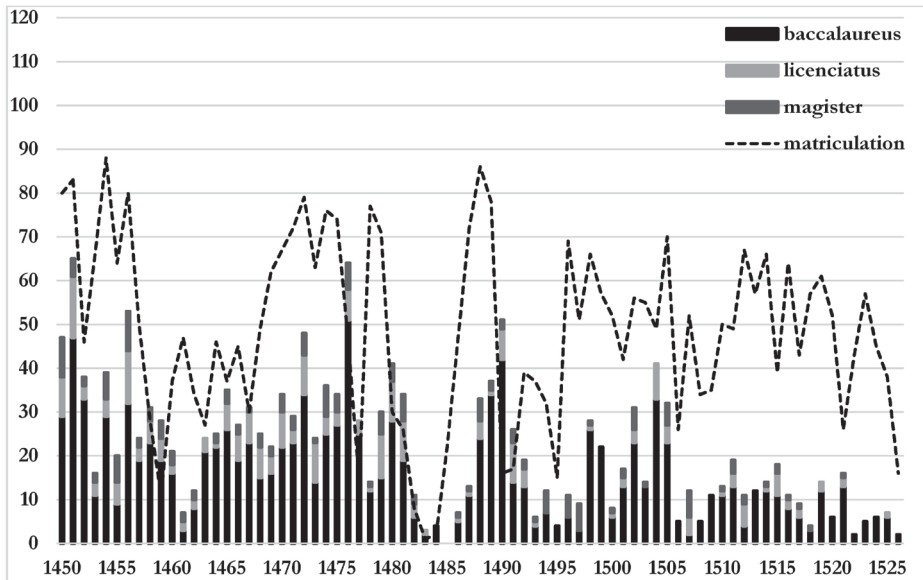
³⁰ SCHRAUF, Die Matrikel der Ungarischen Nation (as note 3) pp. XXXIII.

³¹ Cf. TÜSKÉS, Magyarországi diákok (as note 1) pp. 9. The number of Hungarian students who appeared at the four faculties is over 2,107, since one person probably attended more faculties, as it can be seen on Graph 1.

These proportions in the case of the German universities are the following: The choice of faculty of 35% of the academic students from the diocese of Lüttich is known from the beginning of the 13th century until the middle of the 14th century. 17% of these scholars attended only the faculty of arts, while 12% of them studied theology, 20% medicine and the majority, 43% of them law. 80.5% of the graduates at the University of Heidelberg until the first quarter of 14th century took an exam in arts, 14% of them in law, 1.1% of them in medicine and 4.5% of them in theology. Half of the registered students gained a degree at the University of Tübingen between 1477 and 1534, and 61% of the graduates gained a bachelor of art degree, while 28.4% of them became a master of arts. 4.9% of them graduated at the faculty of law, 2.2% at the faculty of medicine and 3.2% at the faculty of theology. According to other aggregated calculations, 80% of the students of the German universities attended the faculty of arts, slightly more than 10% studied law and altogether 5% medicine and theology. MIETHKE, Jürgen: Studieren an mittelalterlichen Universitäten. Chancen und Risiken, MIETHKE, Jürgen – COURTENAY, William J. – CATTO, Jeremy – VERGER, Jacques (eds.), (Education and Society in the Middle Ages and Renaissance 19.) Leiden–Boston 2004, pp. 112–114.; HESSE, Christian: Acta Promotionum II. Die Promovierten der Universitäten im spätmittelalterlichen Reich. Bemerkungen zu Quantität und Qualität, in: SCHWINGES, Rainer Christoph (ed.), Examen, Titel, Promotionen. Akademisches und staatliches Qualifikationswesen vom 13. bis zum 21. Jahrhundert, (Veröffentlichungen der Gesellschaft für Universitäts- und Wissenschaftsgeschichte 7.) Basel, 2007, pp. 229–250., pp. 232.



Graph 3: Hungarian students' matriculation in the main matricula and their graduation at the faculty of arts at the University of Vienna (1365–1449)



Graph 4: Hungarian students' matriculation in the main matricula and their graduation at the faculty of arts at the University of Vienna (1450–1526)

Usually the arts faculty was the most popular, where the seven liberal arts, the subjects of the *trivium* and *quadrivium*, were taught in the system of 2 plus 3 years. It was necessary to study for two years to gain a bachelor's degree and a further year to gain a *licenciatus* degree, however, in reality it lasted 3.5–4 years. Then the students got their master degree generally within a year.³² The Hungarians students' main interest in the faculty of arts (Graph 1–4) does not seem striking, since 85% of all the Viennese students also preferred this faculty.³³ As mentioned above, the majority of Hungarians (1,722 persons) attended only this faculty, meanwhile 129 scholars were interested in further education. 1,806 students, the majority of the attendees of the arts faculty gained a bachelor's degree, and their proportion (26.62%) within all Hungarians seems similar to the proportion of all Viennese bachelors of arts among all the students,³⁴ and to the proportion of Hungarian bachelors of art at the University of Krakow.³⁵ Far fewer Hungarians became a *licenciatus* or a master: 373 and 261 scholars, respectively. The proportion of the latter one (3.85%) looks slightly lower compared to the proportion of all students (4.93%) attending between 1410 and 1509.³⁶ However, the proportion of Hungarian master's students in Vienna is similar to that of in Krakow.³⁷

The first Hungarian gained his degree only in 1385, relatively late compared to the first Hungarian's matriculation date. From the 1380s Hungarians obtained a degree more and more often, and the average number of the graduates was a total 16.19 per year. The number of graduating Hungarians corre-

³² UIBLEIN, Paul: *Mittelalterliches Studium an der Wiener Artistenfakultät. Kommentar zu den Acta Facultatis Artium Universitatis Vindobonensis, 1385–1416.* (Schriftenreihe des Universitätsarchivs 4.) Wien, 1987, pp. 58–59., pp. 73–74.; MÜHLBERGER, Die Gemeinde der Lehrer (as note 16) pp. 344–346.

³³ Generally 70–80% of the matriculated students attended the faculty of arts. MIETHKE, *Studieren* (as note 30) pp. 192.; SCHWINGES, Rainer Christop: *Studenten und Gelehrte. Studien zur Sozial- und Kulturgeschichte deutscher Universitäten im Mittelalter. Students and Scholars. A social and cultural history of German medieval universities (Education and Society in the Middle Ages and Renaissance 32.)* Leiden–Boston, 2008, pp. 559.

³⁴ 25% of the Viennese students gained bachelor's degrees and 4.5% of them master's degree between 1390 and 1500. In the second half of the 15th century the proportion is higher at German universities, almost half of the matriculated students became a bachelors. MIETHKE, *Studieren* (as note 30) pp. 193.; TUISL, *Die Medizinische Fakultät* (as note 7) pp. 178.

³⁵ 24.10% of Hungarian students became bachelors of arts at the University of Krakow. KELÉNYI, *Magyarországi diákok* (as note 9) pp. 71–73.

³⁶ In the second half of the 15th century, the proportion of master of arts students is much higher at the German universities: 8.15% or according to other calculations, 10–15% of the students became a master. MIETHKE, *Studieren* (as note 30) pp. 193.; HESSE, *Acta Promotionum* (as note 30) pp. 250. (Table 1)

³⁷ 4.22% of Hungarian students became a master of arts at the University of Krakow. KELÉNYI, *Magyarországi diákok* (as note 9) pp. 71–73.

sponded to the number of their matriculation in the main matricula, and most scholars gained a degree of arts also in the middle and even more so in the last third of the 15th century: 65 attendees in 1451 and 64 Hungarians in 1476. The increase in the 1490s must have been the result of the flourishing Humanism in Vienna, thanks to, among the others, the presence of Konrad Celtis, the founder of the *Sodalitas Litteraria Danubiana*.³⁸

The next question is, how much time on average passed between the matriculation and graduation in the main matricula and also the time between the two graduations. Hungarians gained their degree slightly later than other students, since they became bachelors of arts after studying 2.46 years on average, a *licenciatus* after another 3.40 years and a master after another 1.15 years. This means that the student who gained a *licenciatus* degree spent 6.13 years in Vienna, while a master spent 8 years.³⁹

The studies at the faculty of law included two parts: canon law and Roman law. The curriculum of the former mainly consisted of the collection of canonical and papal rules, while the curriculum of the latter comprised the rules of the Roman civil law, the code of Justinian and the works, abstracts and comments of famous ancient jurists. The Viennese legal education involved mainly canon law and according to the official curriculum, legal students had to study the *Decretum Gratiani* for 3 years, the decrees of Pope Gregory IX for 2 years and the collection of the other papal rules (*Liber Sextus és Clementinae*) for another year to gain a degree.⁴⁰ Teaching of Roman law started only from the end of the 15th century thanks to Humanism and Hieronymus Balbus who was

³⁸ Similarly to Hungarians, the number of the bachelors of art increased first in the 1430s among Viennese students on the whole. ASCHBACH, *Geschichte der Wiener Universität* (as note 8) vol. 2, pp. 55–82.; KINK, *Geschichte der kaiserlichen Universität* (as note 8) vol 1, pp. 47.; GALL, *Alma Mater* (as note 23) pp. 14.; LHOŤSKÝ, Alphons, *Die Wiener Artistenfakultät 1365–1497*, Wien, 1965, pp. 189–204. (Österreichische Akademie der Wissenschaften. Philosophisch-Historische Klasse. Sitzungsberichte 247. 2. Abhandlung); BACZKOWSKI, Krzysztof: *Humanismus in Krakau und Wien um die Wende vom 15. zum 16. Jahrhundert*, in: LANGER, Andrea – MICHELS, Georg (eds.), *Metropolen und Kulturtransfer im 15./16. Jahrhundert*. Prag – Krakau – Danzig – Wien, (Forschungen zur Geschichte und Kultur des östlichen Mitteleuropa 12.) Stuttgart, 2001, pp. 53–64., pp. 58–59.; DRASKÓCZY, *Magyarországi hallgatók* (as note 21) pp. 10.

³⁹ Speaking about such a long period of studies, we have to take into consideration that the scholar presumably attended another university during his studies, or he might have gone home for a while.

⁴⁰ *Die Matrikel der Wiener Rechtswissenschaftlichen Fakultät* (as note 6) vol. 2, pp. XIV.; KINK, *Geschichte der kaiserlichen Universität* (as note 8) vol 1, pp. 101.; MÜHLBERGER, *Die Gemeinde der Lehrer* (as note 16) pp. 353.

well-known in Hungary as well.⁴¹ As mentioned above, altogether 349 Hungarians attended the faculty of law in Vienna (Graph 2, 5–6). Their proportion was lower than that of other nations, since only 5.14% of Hungarians were interested in law, while 8% of all students chose this faculty.⁴²

Although an attendee at law faculty had to be educated in arts before judicial matriculation, the most Hungarian jurists (178 persons) registered without former studies in Vienna or elsewhere. 157 Hungarians chose the conventional way of learning law, namely they matriculated only after studying at the faculty of arts, while other students attended the other 2 faculties as well.

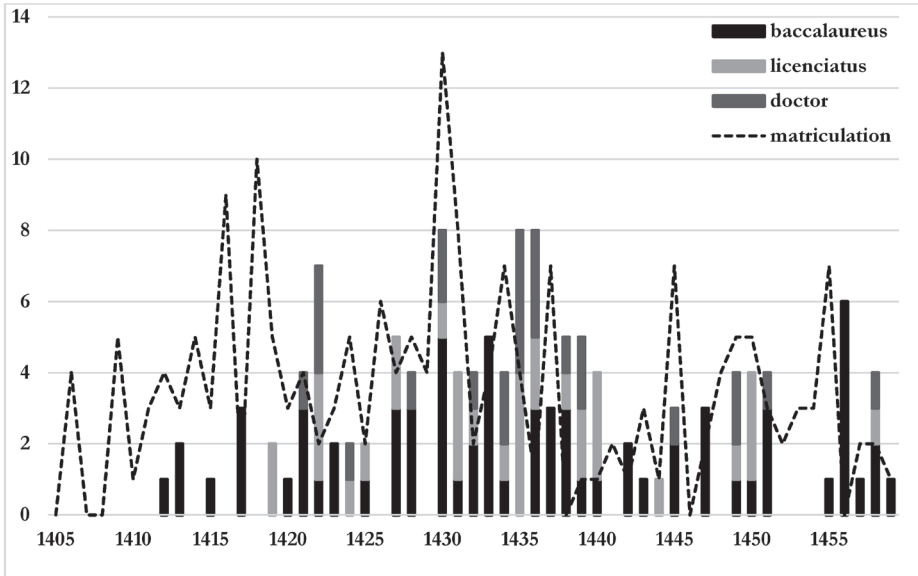
The first Hungarian appeared at the Viennese faculty of law only in 1406, probably as a consequence of the decline of the University in Prague, where the judicial education was unique in Central Eastern Europe up until that time.⁴³ Unlike the main matricula, most Hungarians enrolled at or graduated in law between 1420 and 1440, however, their number halved in the 1450s. This phenomenon must have occurred due to the extraction effect of the Italian universities, which, with the spread of Humanism, became more popular with Hungarians in the second part of the 15th century, attracting Hungarians studying law.⁴⁴

⁴¹ The first doctor of Roman law was inaugurated only in 1512. Die Matrikel der Wiener Rechtswissenschaftlichen Fakultät (as note 6) vol. 2, pp. XXII; GALL, *Alma Mater* (as note 23) pp. 14.; MÜHLBERGER, *Die Gemeinde der Lehrer* (as note 16) pp. 353–354.; TüSKÉS, Anna: Magyarországi klerikusok a bécsi egyetemen a 16. században [Hungarian Clerics at the University of Vienna in the 16th Century], in: VARGA, Szabolcs – VÉRTESI, Lázár (eds.), *Egyházi társadalom a Magyar Királyságban a 16. században* [Ecclesiastical Society in the Hungarian Kingdom in the 16th Century] (Seria Historiae Dioecesis Quinqueecclesiensis 17.) Pécs, 2017, pp. 211–231., pp. 214.

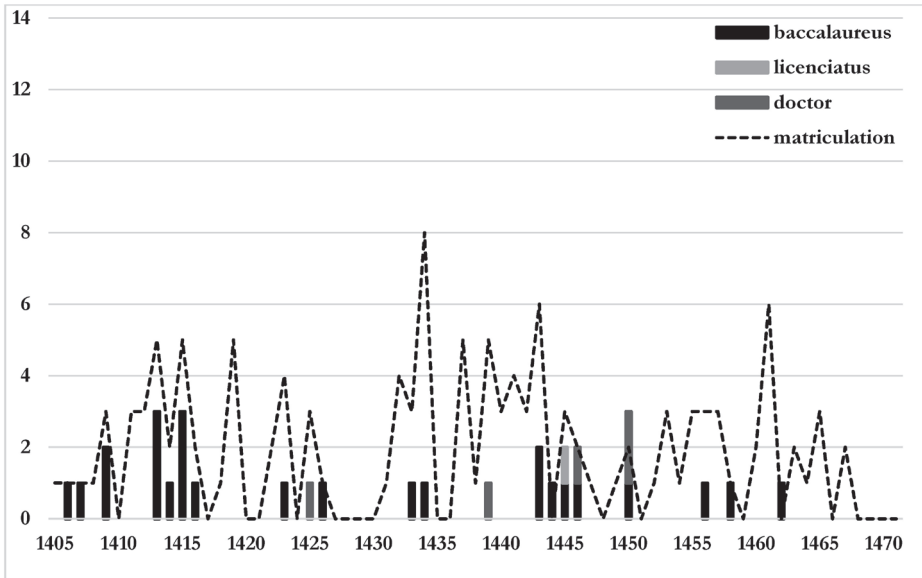
⁴² 10–15% of the students attended the faculty of law at the German universities. SCHWINGES, *Studenten und Gelehrte* (as note 32) pp. 559.

⁴³ No register-book of the legal faculty was published before 1402 (!). Besides this, the significance of the University of Prague in the education of Hungarian (juridical) intellectuals is manifested by the phenomenon that the majority of the ones who appeared in the court of King Sigismund (1387–1437) and matriculated at a university until 1410, studied in Prague. MORAW, Peter: *Die Juristenuniversität in Prag (1372–1419), verfassungs- und sozialgeschichtlich betrachtet*, in: FRIED, Johannes (ed.), *Schulen und Studium im Sozialen Wandel des hohen und späten Mittelalters*, Sigmaringen 1986, pp. 439–486., especially: pp. 483–484. (Vorträge und Forschungen. Konstanzer Arbeitskreis für Mittelalterliche Geschichte 30.); HARASZTI SZABÓ, A prágai egyetem (as note 17) pp. 70–74.

⁴⁴ SZÖGI, *Az egyetem nélküli ország* (as note 1) pp. 19.; KELÉNYI, Borbála: *Students from the Medieval Hungarian Kingdom at Italian Universities. Initial Stage of Researches: Sources and Possibilities*, in: CARMEN, Andraş – SIGMIREAN, Cornel (eds.), *Crossing Borders: Insights into the Cultural and Intellectual History of Transylvania (1848–1948)*, Clamart, 2016, pp. 39–73., pp. 52–55.



Graph 5: Hungarian students' matriculation and graduation at the faculty of law at the University of Vienna (1405–1459)



Graph 6: Hungarian students' matriculation and graduation at the faculty of law at the University of Vienna (1460–1526)

The matriculation and graduation of Hungarian students at the faculty of law is similar to those of Viennese students.⁴⁵ The proportion of Hungarian jurists among all the legal scholars is similar to the proportion of all Hungarians among all Viennese students. 16.4% of the jurists originated from the Hungarian Kingdom in the first part of the 15th century,⁴⁶ while 20.4% of the legal scholars were members of the *Natio Hungarica*. However, only 9.1% of all students originated undoubtedly from Hungary from the second half of the 15th century until the middle of the 16th century.⁴⁷

The training period to obtain a law degree was much longer than that of art studies. Hungarians registered at the faculty of law on an average of 4.39 years in the main matricula after their enrolment. It is striking how different the training period was for the students who started their legal education after the arts and for those without attending the faculty of arts first. The ones who gained a degree of arts first enrolled at the faculty of law after 7.45 years on average, but the ones, who started their studies with law, matriculated only after 1.35 years. The scholars who wanted to get the highest degree dedicated themselves to long studies: they had to study for 12.87 (!) years on average, if they wanted to get a doctorate. Based on known cases, Hungarian jurists became a bachelor 4.67 years after the enrolment in the matricula of the faculty of law, a *licenciatus* after another 1.61 years of studies, and a further 2.19 years of training was needed to obtain a doctorate. This means that the students of the first group became a bachelor 12.63 years after their matriculation in the main matricula, a *licenciatus* after 2.67 years and a doctor after 15.07 years. These numbers in the case of the second group are: 4.93, 8.53 and 9.85 years, respectively.⁴⁸

The training period of the legal studies explains that only one-third of Hungarians (29.51% or 103 persons) gained a degree at the faculty of law, and the majority of them, 95 attendees, became a bachelor, while 34 gained *licenciatus* and 31 obtained doctorates.⁴⁹ One-third (32%) of the jurists who gained a de-

⁴⁵ The number of Hungarian students' matriculation at the faculty of law differs only in one case: while there is a significant increase in the number all Viennese jurists at the end of the 1470s, the number of Hungarians grows at the end of the 1480s. Die Matrikel der Wiener Rechtswissenschaftlichen Fakultät (as note 6) vol. 1, pp. XV. (Fig. 2), pp. XVIII. (Fig. 3), vol. 2, pp. XXVI. (Fig. 1).

⁴⁶ Die Matrikel der Wiener Rechtswissenschaftlichen Fakultät (as note 6) vol. 1, pp. XVII.

⁴⁷ Die Matrikel der Wiener Rechtswissenschaftlichen Fakultät (as note 6) vol. 2, pp. XXXVI. (Fig. 6), pp. XXVII. (Fig. 7).

⁴⁸ See note 39.

⁴⁹ The proportions of the ones who gained a degree among all the Viennese jurists were the following between 1402 and 1557: 27.20% of the legal students became a bachelor, 9.59% of them became a *licenciatus* and 6.48% of them became a doctor. These proportions are

gree were Hungarian in the first half of the 15th century,⁵⁰ while only the 20% of all Viennese law students graduated between 1460 and 1509.⁵¹

As for medical studies in the middle ages, they were much less practical in contrast to today. Moreover, the medical duties were performed mainly by municipal physicians and barbers who had no university education. The students could apply to this faculty only after the studies at the faculty of arts, and after a five-year-long academic education, medical scholars had to acquire the practical knowledge for another year. The statutes of the University of Vienna from 1389 stipulated a master of arts degree as a prerequisite for medical studies and the graduation at the faculty of medicine was possible only after hospital practice. This means that Viennese students had to study almost 9–10 years to become a *doctor in medicina*. Meanwhile, in medieval Hungary there was only a limited solvent demand for physicians with a university degree, and the majority of them were foreigners.⁵²

Considering the facts mentioned above, the low number of Hungarians at the faculty of medicine (18 persons) is not surprising (Graph 2, 7). The proportion of medical students among all Viennese scholars was also low, only 1%,⁵³ and the proportion of Hungarian medical students was even lower, only 0.27% among all Hungarians. According to our present knowledge, one-third (6 persons) of Hungarian medical students appeared only at the faculty of medicine in Vienna, while the others attended the faculty of arts before their medical studies, apart from the two Hungarians who participated in a course at the faculty of law.

similar in the case of Hungarian jurists: 27.22%, 9.74% and 8.88%, respectively. Die Matrikel der Wiener Rechtswissenschaftlichen Fakultät (as note 6) vol. 1, pp. XV–XVI., vol. 2, pp. XXX–XXXI.

⁵⁰ Die Matrikel der Wiener Rechtswissenschaftlichen Fakultät (as note 6) vol. 1, pp. XV., pp. XIX. (Fig. 4).

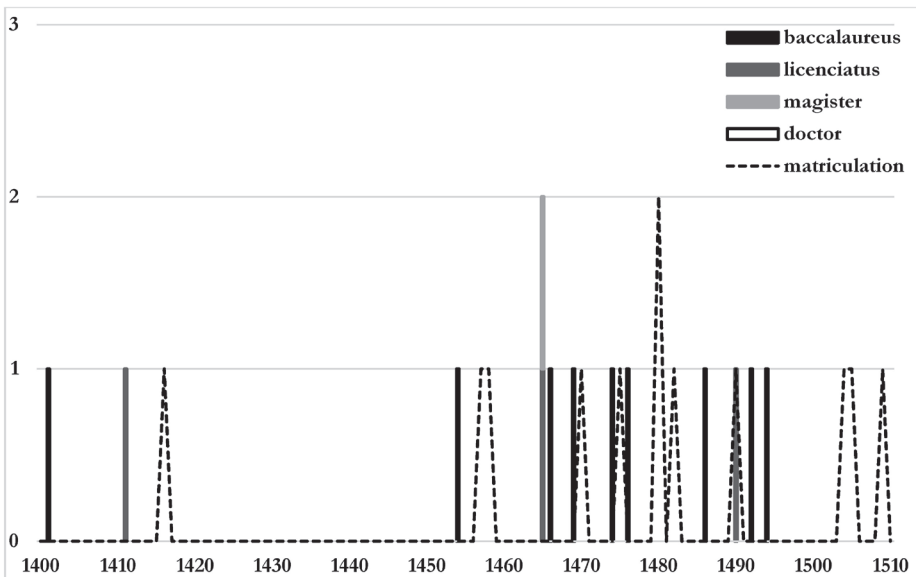
⁵¹ HESSE, Acta Promotionum (as note 30) pp. 244.

⁵² DEMKÓ, Kálmán: A magyar orvosi rend története [The History of the Hungarian Medical Profession], Budapest, 1894, pp. 107.; TONK, Erdélyiek egyetemjárása (as note 21) pp. 101–102.; SCHULTHEISZ, Emil: Medicina a reneszánsz egyetemen [Medicine at the Renaissance University], in: SCHULTHEISZ, Emil, Traditio renovata. Tanulmányok a középkor és a reneszánsz orvostudományáról [Traditio renovata. Essays on Medieval and Renaissance Medicine] (Orvostörténeti Közlemények. Supplementum 21.) Budapest, 1997, pp. 91–125., pp. 122.; MÜHLBERGER, Die Gemeinde der Lehrer (as note 16) pp. 351.; HARASZTI SZABÓ, Péter – KELÉNYI, Borbála: Tanult orvosok a Magyar Királyságban [Learned Medical Doctors of the Medieval Hungarian Kingdom], in: Gerundium. Egyetemtörténeti Közlemények 7, 2016, nr. 1–2, pp. 39–78., especially: pp. 41–43.

⁵³ Only 119 persons studied at the faculty of medicine of the Viennese university between 1380 and 1519, while 5–20% of the students attended altogether the faculties of medicine and theology at German universities. SCHWINGES, Studenten und Gelehrte (as note 32) pp. 559.; TUISL, Die Medizinische Fakultät (as note 7) pp. 127., pp. 351. (Graph 12.1.2.A–B).

The first Hungarian medical student appeared in Vienna in 1401, and only few others followed him until the 1460s. The majority of Hungarian physicians attended the faculty of medicine from 1485 to 1495 and there was none of them left after 1509. Unlike Hungarians, the time trends of all the Viennese medical students seem much more balanced, however, they matriculated in great numbers only from the 1430s, especially in the 1510s, when there were no Hungarian medical students.⁵⁴

Hungarians enrolled at the faculty of medicine on an average of 7.67 years after their registration in the main matricula and they gained their first degree after a 1.73-year-long medical studies on average, while the further degrees appeared attainable after another 3.48, 1.3 and 2.8 years. This means that those few scholars who gained a doctoral degree had to study for a long time, 16.8 years (!) on average. The matriculation date of the most medical students (12 persons) is known: 4 of them became a bachelor of medicine, 3 of them a *licenciatus*, 1 a master and 5 a doctor.⁵⁵



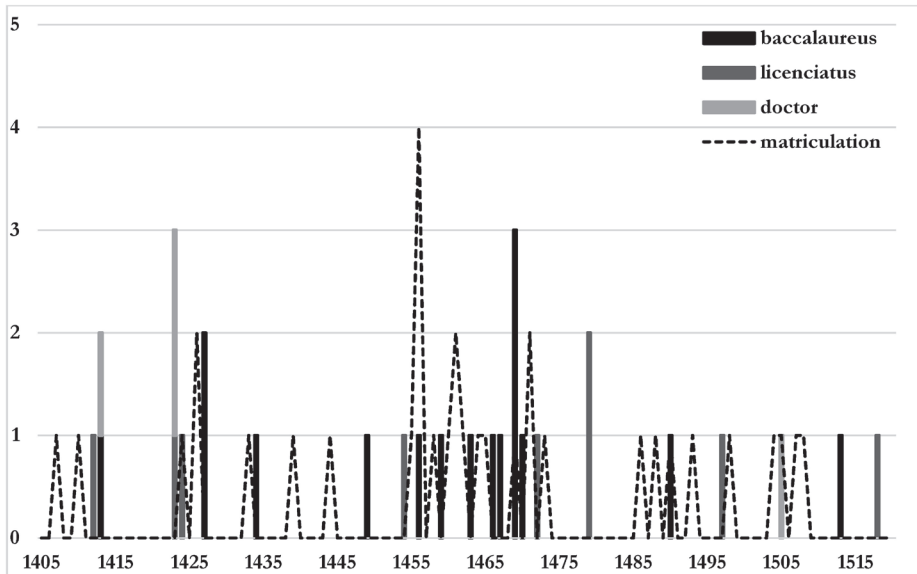
Graph 7: Hungarian students' matriculation and graduation at the faculty of medicine at the University of Vienna (1400–1510)

⁵⁴ TUISL, Die Medizinische Fakultät (as note 7) pp. 351. (Graph 12.1.2.A–B).

⁵⁵ See note 39.

The science of sciences, theology also required extensive and thorough, almost life-long studies. Despite of this, almost twice as many Hungarians attended this faculty as the medical one, however, their number seemed very low (35 persons). The proportion of the theologians among all Viennese scholars also seemed low (6%), and so did the proportion of Hungarians, at only 0.52%.⁵⁶

Although the faculty of theology was authorised in 1384,⁵⁷ the first Hungarian enrolled here only 23 years later, in 1407 (Graph 2, 8). However, one Hungarian appeared among the theology students almost every year until 1518,⁵⁸ and the majority of them was educated between 1455 and 1475.⁵⁹



Graph 8: Hungarian students' matriculation and graduation at the faculty of theology at the University of Vienna (1405–1519)

Although according to the regulations of the University of Vienna the students had the possibility to gain a bachelor's degree after 6 years of theological studies, the *licenciatus* after another 3 years, and a further two-year-long

⁵⁶ See note 31.

⁵⁷ Die Akten der Theologischen Fakultät (as note 3) vol 1, pp. VII.

⁵⁸ Nota bene: the files of the faculty of theology are published only until 1518 (!).

⁵⁹ The demand for scholars proficient in theology increased all over Europe from the beginning and the middle of the 15th century thanks to the synods of that period. ΜΙΕΤΗΚΕ, Studien (as note 30) pp. 106–109.

clerical practice to get the doctoral degree,⁶⁰ Hungarians spent much more time here. They enrolled at this faculty 10.36 years on average after their registration in the main matricula, then the average time of gaining a bachelor degree of theology lasted other 5.64 years, the magister degree demanded further 6.33-year-long studies, while the doctoral one other 6.67 years. This means that a Hungarian student needed 29 years (!) of studies on average to be a doctor of theology, which is almost a life-long education in fact.⁶¹ Therefore, it is not surprising that there were only 4 Hungarians among the 78 Viennese theological students who became a doctor between 1396 and 1500.⁶²

Examining the acquisition of an academic degree, it appears necessary to show the connections between Vienna and the other universities. Altogether 467 Hungarian scholars attended one or more universities besides the Viennese one, and their number amounts to 241 out of 2,107 (as discussed above). The majority of these attendees appeared in Krakow (300/142 persons)⁶³, since it was the second popular university, and in Italy (147/96 persons),⁶⁴ as the Italian institutions jointly occupied the third place. Among them Padua (60/43 persons),⁶⁵ Bologna (30/15 persons)⁶⁶ and Ferrara (27/21 persons)⁶⁷ led in popularity among Hungarian students in the middle ages.⁶⁸ Consequently, the proportion of Hungarians who were educated both in Vienna and in Italy among the mentioned 2,107 students in total is higher than in the case of all Hungarians. The situation is the same in the case of the German universities (26/19 persons),⁶⁹ while the proportion is a slightly lower in the case of the University of Prague (48/22 persons).⁷⁰ The phenomenon that the proportion of the ones who gained a degree compared with the ones who did not did not differ at all in the case of the further studies is surprising and confirms the hypothesis that Hungarians attended a university to establish professional and social connections useful for their further career, rather than to obtain a degree.

.....
⁶⁰ MÜHLBERGER, *Die Gemeinde der Lehrer* (as note 16) pp. 355.

⁶¹ See note 39.

⁶² *Die Akten der Theologischen Fakultät* (as note 3) vol 1, pp. XVIII.

⁶³ The first number marks Hungarian students who attended another university before or after their Viennese studies, the second number relates to the same among the 2,107 Hungarians (discussed above in present paper).

⁶⁴ See note 63.

⁶⁵ See note 63.

⁶⁶ See note 63.

⁶⁷ See note 63.

⁶⁸ SZÖGI, *Az egyetem nélküli ország* (as note 1) pp. 22–23. (Table 4); KELÉNYI, *Students from the Medieval Hungarian Kingdom* (as note 43) pp. 50–51. (Table 1).

⁶⁹ See note 63.

⁷⁰ See note 63.

22 Hungarians started their studies at the University of Vienna as a bachelor of arts of another university, which was mainly the University of Prague in the 14th century and the University of Krakow from the 1420s, especially from the 1450s. Only 7 of them became a master of arts in Vienna and none of them attended another faculty after their graduation. The degree of the master of arts was gained by 9 scholars elsewhere before their Viennese studies. Several Hungarians (85 persons) graduated (also) at the University of Krakow, where many of them were mentioned as *studens* (1 person), *baccalaureus* (36 persons) and *magister* (1 person) of the University of Vienna.

The University of Vienna attracted Hungarian peregrinators mainly due to its geographical location, since it was the only university near the borders of the medieval Hungarian Kingdom besides the one in Krakow, and it offered education at all four faculties. Consequently, the majority of Hungarians who wanted to learn attended the Viennese university because it was easily accessible and was cheap for its vicinity. Meanwhile, the fact that the most Hungarians who gained a degree in arts were educated in Vienna demonstrates the medieval university's attendance practice (Table 1).

As for students of law, they also appeared mainly as scholars of Vienna, almost one hundred more attendees preferred the Austrian institution to the Italian ones (247 persons).⁷¹ The situation seems the same in the case of medical students, however, the number of all medical students who attended an Italian university (31 persons) surpasses those of in Vienna.⁷² The only student society belonged to theologians, the majority of whom did not study in Vienna. Most of them were educated in Italy (mainly in Perugia and Padua),⁷³ while Vienna was second, Paris third and Cologne fourth in terms of number of students.

⁷¹ Italian universities had a significant influence on the Viennese legal education, and the jurists of the Italian institutions tended to appear in Vienna as legal professors of the Austrian university. Die Matrikel der Wiener Rechtswissenschaftlichen Fakultät (as note 6) vol. 2, pp. XVII–XIX., pp. XXI–XXV.; ASCHBACH, Geschichte der Wiener Universität (as note 8) vol. 2, pp. 130–105.; MÜHLBERGER, Die Gemeinde der Lehrer (as note 16) pp. 352–354.

⁷² The Viennese faculty of medicine also enjoyed close contacts with the Italian universities, many of its medical teachers were educated in Italy. MÜHLBERGER, Die Gemeinde der Lehrer (as note 16) pp. 346–348.; HARASZTI SZABÓ–KELÉNYI, Tanult orvosok (as note 51) pp. 46–47. (Graph 1).

⁷³ Cf. KELÉNYI, Students from the Medieval Hungarian Kingdom (as note 43) pp. 46.

University	Matriculation	Arts	Law	Medicine	Theology
Vienna	6,785	1,722	349	18	35
Krakow	4,476	1,107	1		1
Italy	854	49	247	31	104
Prague	251	182	62	1	
Germany	105	8			12
Paris	76	34	1		22

Table 1: Hungarian students and their choice of faculty at medieval universities⁷⁴

Abstract

*Studenten aus dem mittelalterlichen
Ungarischen Königreich an der Universität Wien
Zusätzliche Daten zu ihrem Studium: Fakultäten und Graduierung*

Im vorliegenden Vortrag werden die Studenten des mittelalterlichen Ungarischen Königreichs an der Universität Wien vorgestellt. Es ist wohlbekannt, dass die Mehrheit der ungarischen Studenten die Universität Wien besucht und die Erforschung des Themas wurde begünstigt, da die Liste der Studenten zwischen 1365 und 1526 von Anna Tüskés publiziert wurde. Die Forscherin hat eine unverzichtbare Arbeit geleistet, sie hat die Daten von 7213 ungarischen Studenten aus den Quellen systematisch gesammelt. Bereits Anna Tüskés wollte die Daten über die Fakultätswahl der ungarischen Studenten und über ihre Graduierung sammeln. Sie identifizierte die Fakultätswahl der 843 Studenten. Einige zusätzliche Datenbanken sind jedoch seit ihrer Publikation bekannt geworden, was die Erweiterung ihrer Daten ermöglicht. Zum Beispiel die Graduierungsliste der Artistenfakultät, die war nur vor 1416 verfügbar, wurde bis 1555 in der letzten Zeit veröffentlicht.

Demzufolge will dieser Vortrag die Fakultätswahl und die Graduierung der ungarischen Studenten sammeln. Die Untersuchung der Universität Wien hat eine herausragende Bedeutung aus diesem Grunde, dass alle vier Fakultäten

⁷⁴ The data are based on the researches of Anna Tüskés, László Szögi, Péter Haraszti Szabó and Borbála Kelényi. For the data of the universities of Vienna, Krakow and Prague, see notes 1, 3, 5–7, 9, 13. Researches on the Italian and other universities have been started recently. For the data of the Italian universities see note 44. Here I must express my thanks to Péter Haraszti Szabó, who made his unpublished recent researches on the German universities available for me.

(Artisten, Jura, Medizin und Theologie) durch päpstliche Erlaubnis lehren durften. Ausserdem sind die Daten besonders wichtig, da fast die einzigen Daten über die Artistenfakultät im Fall der Universität Krakau geblieben sind, was die zweitbeliebteste mit den ungarischen Studenten war.

Die Erforschung der neueren Quellen erlaubte es, die Anzahl der ungarischen Studenten in Wien (6785 Personen) zu ändern und die Fakultätswahl von 2107 Teilnehmern zu bestimmen. Es besteht kein Zweifel, dass die meisten Absolventen ihre Graduierung an der Artistenfakultät (1921 Personen) erworben haben. Die Mehrheit von ihnen besuchte nur diese Fakultät. Viel weniger Ungarn (349 Personen) zogen die Juristenfakultät vor. Verschwindende Schüler aus dem ungarischen Königreich waren an einem Studium an den Fakultäten für Medizin und Theologie (18 und 35 Personen) interessiert. Die Zeitachse der Immatrikulation oder der Graduierung der ungarischen Studenten an jeder Fakultät ähneln den wichtigsten Verläufen, betreffs den Zeitachsen der Immatrikulation oder Graduierung der Wiener Studenten.

Schlagwörter: Universität Wien, ungarische Studenten, Mittelalter, Fakultäten, graduation

*A Bécsi Egyetem magyarországi diákjai a középkorban
Kiegészítő adatok: karok és fokozatszerzés*

A tanulmány a magyarországi diákok jelenlétét vizsgálja a Bécsi Egyetemen a középkorban. Közismert, hogy a középkorban a Bécsi Egyetemen tanult a legtöbb magyarországi diák, és a kutató abban a szerencsés helyzetben van, hogy az 1365–1526 közötti diákok névsorát Tüskés Anna a közelmúltban megjelentette. A kutató nélkülözhetetlen munkát végzett el az összesen 7213 tanuló adatainak szisztematikus összegyűjtésével. Igyekezett összegyűjteni az arra vonatkozó adatokat is, hogy az egyes hallgatók milyen kart vagy karokat látogattak és szereztek-e ott fokozatot. Munkájában összesen 843 diák esetében állapította meg a fakultást. Azonban a kötet kiadása óta eltelt időben megjelenő újabb adattárak segítségével adatai bővíthetők. Például míg az *artes* fakultás fokozatszerzési jegyzékei korábban csak 1416-ig voltak elérhetőek, újabban már 1555-ig.

Következésképpen jelen tanulmány célja, hogy bemutassa a diákok fakultás(ok) választását és fokozatszerzését. A Bécsi Egyetem vizsgálata abból a szempontból is kiemelkedő jelentőségű, hogy milyen karokat részesítettek előnyben a diákok, mivel mind a négy fakultás (az alapítástól, 1365-től az *artes*, a jogi és az orvosi, majd az újraalapítástól, 1384-től a teológiai is) pápai enge-

déllyel működött. Az adatok abban a tekintetben különösen fontosak, hogy a magyarországi hallgatók körében második legnépszerűbb felsőoktatási intézményben, a Krakkói Egyetemen szinte kizárólag csak a szabad művészetek karáról rendelkezünk adatokkal.

Az újabban kiadott források lehetővé tették a magyarországi diákok számának pontosítását (6785 személy) és összesen 2107 tanuló karválasztásának megállapítását. Kétségtől az *artes* fakultás volt a legnépszerűbb, összesen 1921 magyarországi diák promóciója ismert. Nagyrészt csak ezt az egy kart látogatta. Jóval kevesebb hallgató (349 fő) tanult a jogi fakultáson, míg elenyésző számban mutathatók ki az orvosi és a teológiai karon (18 és 35 személy). A magyarországi tanulók beiratkozását és fokozatszerzését illusztráló idővonalak minden kar esetében hasonló tendenciát mutatnak, mint a teljes diáksereg esetében.